

○ MUSIC city COUNSELOR

Thank you for
your purchase!



I so appreciate when you take the time to leave feedback on your purchases on my TpT store! It helps my small business grow and earns you credits towards future purchases!

★★★★★ Extremely satisfied

let's connect!



For helpful ideas and free resources, please check out my website!

○

www.musiccitycounselor.com

ASCA Mindsets & Behaviors:

Mindsets:

- M 1: Belief in development of whole self, including a healthy balance of mental, social-emotional, and physical well-being.
- M 2: Sense of acceptance, respect, support, and inclusion for self and others in the school environment.

Behaviors:

- B-SS 2: Positive, respectful, and supportive relationships with students who are similar to and different from them.
- B-SS 4: Empathy.

DIRECTIONS:

This lesson will take approximately 45 minutes to teach.

Recommended Sequence:

- 1) Read "Those Shoes" by Maribeth Boelts aloud
- 2) Review the PowerPoint presentation and discussion questions
- 3) Play the digital for Google Slides™ wants vs. needs game
- 4) Complete a worksheet or coloring page
- 5) Display the posters in your space if you'd like!

PowerPoint Presentation & Discussion Cards:

The PowerPoint presentation summarizes the story and teaches students about the power of compassion. After reviewing the main points of "Those Shoes," it offers 4 discussion questions about the story. You can choose to simply read the questions off of the PowerPoint for students to discuss, or use the included printable discussion question cards. I love splitting my class into 4 groups and giving each group a discussion question card. Then, after a few minutes, each group can present their thoughts to the class. After the discussion, the presentation teaches students several definitions of compassion and how they can show it to others. At the end, students can share with the group or a partner about a time when they were compassionate and how they can show compassion for others today.

DIRECTIONS:

Wants vs. Needs Game:

The digital for Google Slides™ wants vs. needs game link is included in a PDF in the zip file for this resource. It teaches students the difference between wants and needs and offers an interactive sorting activity.

Coloring Pages & Worksheets:

Several choices for worksheets and coloring pages are included. Directions are provided on each page. Please choose the activities that best fit the needs of your students and the amount of time that you have!

2 posters are included that you can use in instruction or to display in your space!

Posters

6 Ways to Show COMPASSION



Focus on others' feelings and interests



Cheer up and comfort others.



Anticipate what others may need.



Respect differences.




Participate in service projects.



Give without expecting anything in return.

COMPASSION MATTERS!



Discussion Question Cards

If you were
Jeremy, how
would you feel
seeing all of
the kids
wearing
"those shoes,"
while you're
wearing Mr.
Alfrey shoes?



© Music City Counselor

Why do you
think
Jeremy
chose
Antonio
Parker to
give those
shoes to?



© Music City Counselor

What is
something
that you
really
wanted? How
do you think
it would feel
to finally get
it...then give
it to someone
else?



© Music City Counselor

What
does it
mean to
listen to
your
heart?



© Music City Counselor

If you were
Jeremy, how
would you feel
seeing all of
the kids
wearing
"those shoes,"
while you're
wearing Mr.
Alfrey shoes?



© Music City Counselor

Why do you
think
Jeremy
chose
Antonio
Parker to
give those
shoes to?




© Music City Counselor

What is
something
that you
really
wanted? How
do you think
it would feel
to finally get
it...then give
it to someone
else?



© Music City Counselor

What
does it
mean to
listen to
your
heart?



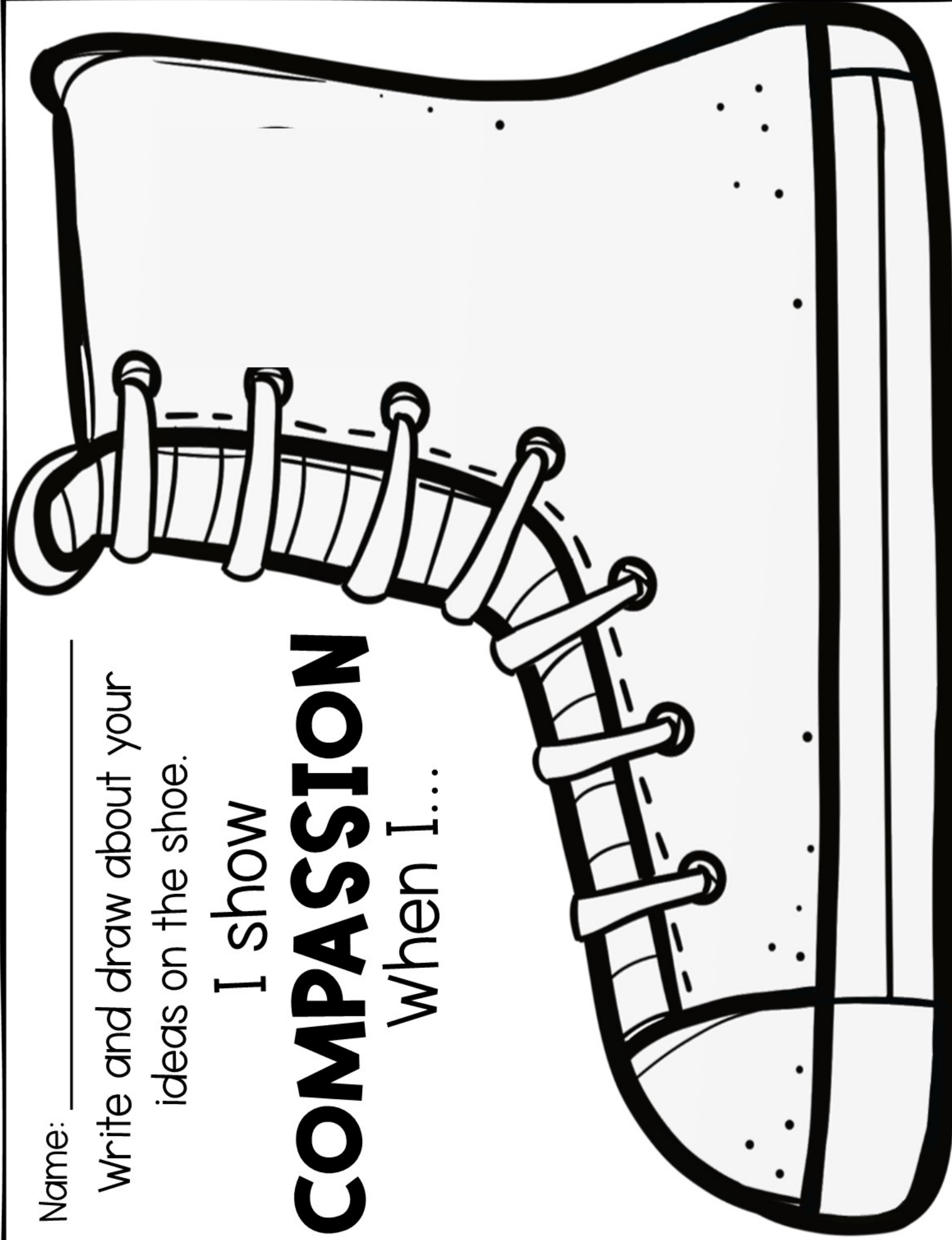
© Music City Counselor

Worksheets & Coloring Pages

Name: _____


Write and draw about your
ideas on the shoe.

I show
COMPASSION
when I...



Name: _____




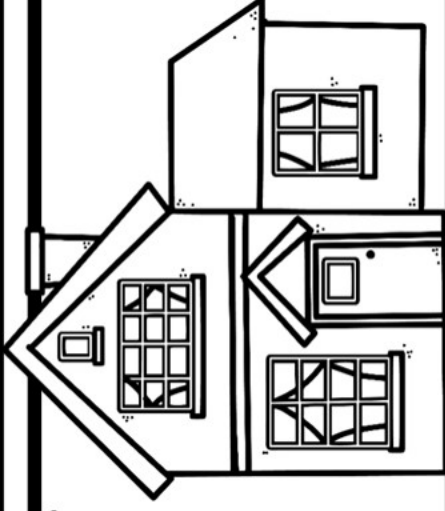

I was COMPASSIONATE when I...



Name: _____

Wants vs. Needs!

Color the
pictures that
show "wants"
BLUE and the
pictures that
show "needs"
RED.




Name: _____

How could you be compassionate in these situations?












Name: _____

Explain how these friends are showing compassion for others.












Name: _____

Compassion MATTERS!



Name: _____

When we listen to our , we
make a DIFFERENCE!



TERMS OF USE:

YOU MAY...

- Make copies for the purchaser's classroom AND share copies with other educators within their school building
- Reference (without distribution) this product in blog posts, seminars, professional development workshops, or other such venues provided there is both credit given to myself as the author and a link back to my TpT store included in the post/presentation

YOU MAY NOT...

- Claim the work as your own, alter the files in any way, or remove/attempt to remove the copyright
- Share this product with educators outside of your school building
- Repackage, sell, or giveaway this product to others
- Offer to share this product anywhere on the internet as a download or copy



Please contact me any time at laura@musiccitycounselor.com with questions, suggestions, resource requests, or comments! I'd love to hear from you!

This resource was made possible by:

